


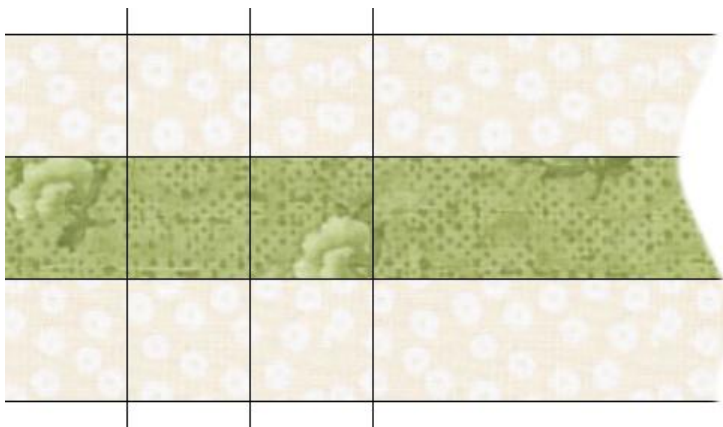
Border Chart:

Border #	Fabric	Sides	Top & Bottom
1	1 (Dk. Blue)	1-1/2" x 63-1/2" (31.75)	1-1/2" x 47-1/2" (23.75)
2	2 (Tan)	1-1/2" x 65-1/2" (32.75)	1-1/2" x 49-1/2" (24.75)
3	1 (Dk. Blue)	1-1/2" x 67-1/2" (33.75)	1-1/2" x 51-1/2" (25.75)
4	Pieced	See Block Below	See Block Below
5	1 (Dk. Blue)	1-1/2" x 75-1/2" (37.75)	1-1/2" x 59-1/2" (29.75)
6	2 (Tan)	1-1/2" x 77-1/2" (38.75)	1-1/2" x 61-1/2" (30.75)
7	3 (Dk. Blue)	3-1/2" x 79-1/2" (39.75)	3-1/2" x 67-1/2" (33.75)

Pieced Blocks: Make 84 modified nine patch blocks using fabric 4 (Background) and alternating Fabrics 1, 2 and 3 where green is shown, making a random variety of each colored block.

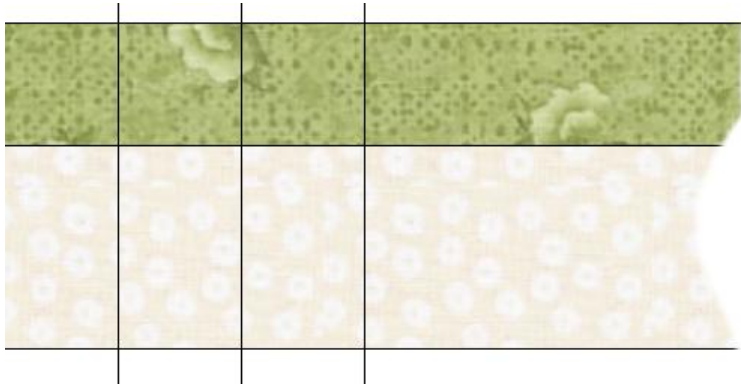


For the middle section, sew a 1-1/2" background strip to both sides of a 1-1/2" colored strip.



Cut it into 1-1/2" segments.

For the top and bottom sections, sew together a 1-1/2" colored strip to a 2-1/2" background strip.



Cut it into 1-1/2" segments and sew to the top and bottom of the middle strips, as shown for the block.

For the top and bottom borders, sew together 19 blocks.



For the side borders, sew together 23 blocks.