


Mystery - Clue #2


1. From Fabric 1, cut 2 - 3-1/2" strips. Cut these into 36 - 2" x 3-1/2" rectangles.
2. Sew the rectangles to the top of the half square triangles (Unit "C").




3. From Fabric 1, cut 2 - 5" strips. cut these into 36 - 2" x 5" rectangles.
4. Sew these to the side of the above units. Make 36. Label **these** as "E".




5. Using Units "D" and "E", sew these two units together. Make 36.




6. Sew the two sections together to make Block A. Make 18.



7. From Fabrics 1 and 4, from each, cut 6 - 1-5/8" strips. Sew them together and cut them into 136 - 1-5/8" segments.




8. Sew them together to make 68 four patches. Label these as "F".



9. From Fabric 4, cut 5 - 2-3/4" strips. Cut these into 68 - 2-3/4" squares.

10. Sew a square to the "F" four patches. Make 68 units. Label these as "G".



11. Sew two "G" units together. Make 34.

