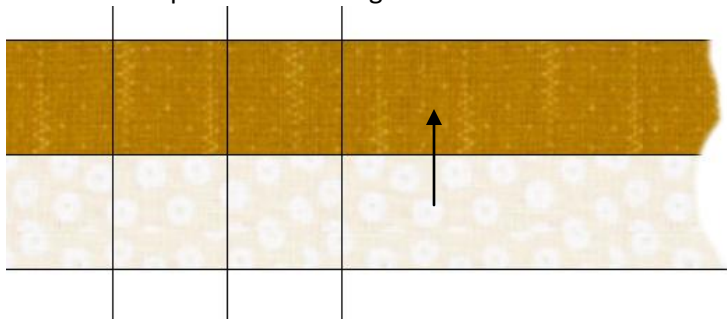



# Mystery - Clue #1

---


1. From Fabric #4, cut 4 - 2" strips.
2. From Fabric #2, cut 4 - 2" strips.
3. Sew the Fabric #2 strips to the Fabric #4 strips.
4. Cut the strips into 72 - 2" segments.



5. Using the 2" segments, make 36 four patches. **Label these as "A" and set them aside.**




6. From Fabric #2, cut 2 - 2" strips.
7. From Fabric #1, cut 2 - 3-1/2" strips.
8. Sew the Fabric #2 strip to Fabric #1.
9. Cut these into 36 - 2" segments. **Label these as "B" and set them aside.**



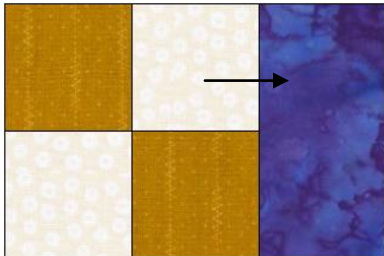
10. Everyone makes half square triangles differently so I'm not going to give you any instructions for those. If you need help, google "half square triangles" or ask a more experienced quilter. What you

need for this quilt are 36 half square triangles that will finish at 3" (3-1/2" unfinished) made from Fabrics #3 and #4. **Label these as "C" and set them aside.**




11. From Fabric #1, cut 2 - 3-1/2" strips. Cut these into 36 - 2" x 3-1/2" rectangles.

12. Sew one rectangle to one side of the "A" units as shown below. Make 36.



13. Sew the "B" units to the bottom of the above units. Make 36. **Label these as "D" and set them aside.**



©2010, Judy Laquidara